

## Learning Objectives

After a thorough perusal of this unit, the students will be able to:

- ◆ recognize the basis of the modern periodic law and its development.
- ◆ list the features of groups and periods of the modern periodic table.
- ◆ explain the trend in periodic properties along the periods and groups.
- ◆ distinguish between ores and minerals .
- ◆ list out the types of separation of impurities from the ores.
- ◆ recall the various places of occurrences of minerals in the state of Tamil Nadu.
- ◆ put forth the properties of metals.
- ◆ identify the stages involved in metallurgical processes.
- ◆ think scientifically on alloys and their types.
- ◆ develop an idea on amalgam.
- ◆ understand the reason for corrosion and the methods of its prevention.



## INTRODUCTION

The eighteenth and nineteenth centuries witnessed a rapid development in chemistry in all spheres of scientific activities. By 1860, scientists had already discovered 60 elements and determined their atomic masses. They noticed that some elements had similar properties and hence arranged them into groups. During this period, several new elements were discovered. These elements were found to have different properties. It was realized that instead of studying the properties of all these elements individually, it would be more convenient to divide them into groups and

periods in such a way that each group contained a certain number of elements (**like an array of fruits and vegetables showing orderliness**) with similar properties and periods showing a regular gradation. So, scientists made several attempts to arrange elements in a logical way. You have studied about all these early attempts of arrangement of elements in standard IX. In continuation of the knowledge gained in the topic **periodic classification of elements** in standard IX with earlier concepts and their subsequent deliberations, you get set to go ahead with the higher order of thinking to enhance your knowledge on the properties of elements.

## 8.1 MODERN PERIODIC LAW

Mendeleev's periodic table had some discrepancies, which were difficult to overcome. For example, the atomic mass of argon (39.95 amu) is greater than that of potassium (39.10 amu), but argon comes before potassium in the periodic table. If elements were arranged solely according to increasing atomic mass, argon would appear in the position occupied by potassium in our modern periodic table (see in Figure 8.1). No chemist would place argon, a gas with no tendency to react, in the same group as lithium and sodium, which are two highly reactive metals. This kind of discrepancies suggested that some fundamental property other than atomic mass must be the basis of periodicity. The fundamental property turned out to be the number of protons in an atom's nucleus, something that could not have been known by Mendeleev and his contemporaries.

Henry Moseley, a British scientist in 1912, discovered a new property of elements called atomic number, which provided a better basis for the periodic arrangement of the elements. It is a well-known fact that atomic number of an element is equal to the number of protons or the number of electrons present in the neutral atom of an element. The periodic law was, therefore, modified to frame a **modern periodic law**, which states that

**“The physical and chemical properties of the elements are the periodic functions of their atomic numbers”.**

## 8.2 MODERN PERIODIC TABLE

With reference to the modern periodic law, the elements were arranged in the increasing order of their atomic numbers to form the modern periodic table. **The modern periodic table is a tabular arrangement of elements in periods and groups, highlighting the regular repetition of properties of the elements.**

Figure 8.1 shows the modern periodic table of 118 elements discovered so far.

As you have studied the features of the modern periodic table in standard IX, here let us confine to the study of the features of periods and groups.

### 8.2.1 Features of Periods

- ◆ The **horizontal rows are called periods**. There are **seven** periods in the periodic table.
- ◆ **First period** (Atomic number 1 and 2): This is the shortest period. It contains only two elements (Hydrogen and Helium).
- ◆ **Second period** (Atomic number 3 to 10): This is a short period. It contains eight elements (Lithium to Neon).
- ◆ **Third period** (Atomic number 11 to 18): This is also a short period. It contains eight elements (Sodium to Argon).
- ◆ **Fourth period** (Atomic number 19 to 36): This is a long period. It contains eighteen elements (Potassium to Krypton). This includes 8 representative elements and 10 transition elements.
- ◆ **Fifth period** (Atomic number 37 to 54): This is also a long period. It contains 18 elements (Rubidium to Xenon). This includes 8 representative elements and 10 transition elements.
- ◆ **Sixth period** (Atomic number 55 to 86): This is the longest period. It contains 32 elements (Caesium to Radon). This includes 8 representative elements, 10 transition elements and 14 inner transition elements (Lanthanides).
- ◆ **Seventh period** (Atomic number 87 to 118): Like the sixth period, this period also accommodates 32 elements. Recently 4 elements have been included by IUPAC.



# PERIODIC TABLE OF THE ELEMENTS

PERIOD	GROUP	1	2	3	4	5	6	7	8	9	10	11	12	13	14	15	16	17	18	
1	IA	1.008 <b>H</b> HYDROGEN																	2 4.0026 <b>He</b> HELIUM	
2			3 6.94 <b>Li</b> LITHIUM	4 9.0122 <b>Be</b> BERYLLIUM	5 10.81 <b>B</b> BORON	6 12.011 <b>C</b> CARBON	7 14.007 <b>N</b> NITROGEN	8 15.999 <b>O</b> OXYGEN	9 18.998 <b>F</b> FLUORINE	10 20.180 <b>Ne</b> NEON										
3			11 22.990 <b>Na</b> SODIUM	12 24.305 <b>Mg</b> MAGNESIUM	13 26.982 <b>Al</b> ALUMINIUM	14 28.085 <b>Si</b> SILICON	15 30.974 <b>P</b> PHOSPHORUS	16 32.06 <b>S</b> SULPHUR	17 35.45 <b>Cl</b> CHLORINE	18 39.948 <b>Ar</b> ARGON										
4			19 39.098 <b>K</b> POTASSIUM	20 40.078 <b>Ca</b> CALCIUM	21 44.956 <b>Sc</b> SCANDIUM	22 47.867 <b>Ti</b> TITANIUM	23 50.942 <b>V</b> VANADIUM	24 51.996 <b>Cr</b> CHROMIUM	25 54.938 <b>Mn</b> MANGANESE	26 55.845 <b>Fe</b> IRON	27 58.933 <b>Co</b> COBALT	28 58.693 <b>Ni</b> NICKEL	29 63.546 <b>Cu</b> COPPER	30 65.38 <b>Zn</b> ZINC	31 69.723 <b>Ga</b> GALLIUM	32 72.64 <b>Ge</b> GERMANIUM	33 74.922 <b>As</b> ARSENIC	34 78.971 <b>Se</b> SELENIUM	35 79.904 <b>Br</b> BROMINE	36 83.798 <b>Kr</b> KRYPTON
5			37 85.468 <b>Rb</b> RUBIDIUM	38 87.62 <b>Sr</b> STRONTIUM	39 88.906 <b>Y</b> YTRIUM	40 91.224 <b>Zr</b> ZIRCONIUM	41 92.906 <b>Nb</b> NIOBIUM	42 95.95 <b>Mo</b> MOLYBDENUM	43 98 <b>Tc</b> TECHNETIUM	44 101.07 <b>Ru</b> RUTHENIUM	45 102.91 <b>Rh</b> RHODIUM	46 106.42 <b>Pd</b> PALLADIUM	47 107.87 <b>Ag</b> SILVER	48 112.41 <b>Cd</b> CADMIUM	49 114.82 <b>In</b> INDIUM	50 118.71 <b>Sn</b> TIN	51 121.76 <b>Sb</b> ANTIMONY	52 127.60 <b>Te</b> TELLURIUM	53 126.90 <b>I</b> IODINE	54 131.29 <b>Xe</b> XENON
6			55 132.91 <b>Cs</b> CAESIUM	56 137.33 <b>Ba</b> BARIUM	57-71 <b>La-Lu</b> Lanthanide	72 178.49 <b>Hf</b> HAFNIUM	73 180.95 <b>Ta</b> TANTALUM	74 183.84 <b>W</b> TUNGSTEN	75 186.21 <b>Re</b> RHENIUM	76 190.23 <b>Os</b> OSMIUM	77 192.22 <b>Ir</b> IRIDIUM	78 195.08 <b>Pt</b> PLATINUM	79 196.97 <b>Au</b> GOLD	80 200.59 <b>Hg</b> MERCURY	81 204.38 <b>Tl</b> THALLIUM	82 207.2 <b>Pb</b> LEAD	83 208.98 <b>Bi</b> BISMUTH	84 209 <b>Po</b> POLONIUM	85 210 <b>At</b> ASTATINE	86 222 <b>Rn</b> RADON
7			87 223 <b>Fr</b> FRANCIUM	88 226 <b>Ra</b> RADIUM	89-103 <b>Ac-Lr</b> Actinide	104 267 <b>Rf</b> RUTHERFORDIUM	105 268 <b>Db</b> DUBNIUM	106 271 <b>Sg</b> SEABORGIUM	107 272 <b>Bh</b> BOHRIUM	108 277 <b>Hs</b> HASSIUM	109 276 <b>Mt</b> MEITNERIUM	110 281 <b>Ds</b> DARMSTADTIUM	111 280 <b>Rg</b> ROENTGENIUM	112 285 <b>Cn</b> COPERNICIUM	113 285 <b>Nh</b> NIHONIUM	114 287 <b>Fl</b> FLEROVIUM	115 289 <b>Mc</b> MOSCOWIUM	116 291 <b>Lv</b> LIVERMORIUM	117 294 <b>Ts</b> TENNESSE	118 294 <b>Og</b> OGANESSON

RELATIVE ATOMIC MASS (1)

GROUP IUPAC

GROUP CAS

ATOMIC NUMBER

SYMBOL

ELEMENT NAME

Metal  
 Alkali metal  
 Alkaline earth metal  
 Transition metals  
 Lanthanide  
 Actinide  
 Semimetal  
 Chalcogens element  
 Halogens element  
 Noble gas  
 Nonmetal

STANDARD STATE (25 °C; 101 kPa)

Ne - gas  
 Hg - liquid  
 Fe - solid  
 Tc - synthetic

LANTHANIDE

ACTINIDE

57 138.91 <b>La</b> LANTHANUM	58 140.12 <b>Ce</b> CERIUM	59 140.91 <b>Pr</b> PRASEODYMIUM	60 144.24 <b>Nd</b> NEODYMIUM	61 (145) <b>Pm</b> PROMETHIUM	62 150.36 <b>Sm</b> SAMARIUM	63 151.96 <b>Eu</b> EUROPIUM	64 157.25 <b>Gd</b> GADOLINIUM	65 158.93 <b>Tb</b> TERBIUM	66 162.50 <b>Dy</b> DYSPROSIUM	67 164.93 <b>Ho</b> HOLMIUM	68 167.26 <b>Er</b> ERBIUM	69 168.93 <b>Tm</b> THULIUM	70 173.05 <b>Yb</b> YTTERIUM	71 174.97 <b>Lu</b> LUTETIUM
89 227 <b>Ac</b> ACTINIUM	90 232.04 <b>Th</b> THORIUM	91 231.04 <b>Pa</b> PROTACTINIUM	92 238.03 <b>U</b> URANIUM	93 237 <b>Np</b> NEPTUNIUM	94 244 <b>Pu</b> PLUTONIUM	95 243 <b>Am</b> AMERICIUM	96 247 <b>Cm</b> CURIUM	97 247 <b>Bk</b> BERKELIUM	98 251 <b>Cf</b> CALIFORNIUM	99 252 <b>Es</b> EINSTEINIUM	100 257 <b>Fm</b> FERMIUM	101 258 <b>Md</b> MENDELEVIUM	102 259 <b>No</b> NOBELIUM	103 262 <b>Lr</b> LAWRENCIUM

Copyright © 2017 Eri Generalit

(1) Atomic weights of the elements 2013, Pure Appl. Chem., 88, 265-291 (2016)

\*(CAS) Chemical Abstract Service | \*(IUPAC) International union of Pure and Applied Chemistry  
**Figure 8.1** Modern Periodic Table

### 8.2.2 Features of Groups

- ◆ The vertical columns in the periodic table starting from top to bottom are called **groups**. There are **18 groups** in the periodic table.
- ◆ Based on the common characteristics of elements in each group, they can be grouped as various families.

Group Number	Family
1	Alkali Metals
2	Alkaline earth metals
3 to 12	Transition metals
13	Boron Family
14	Carbon Family
15	Nitrogen Family
16	Oxygen Family (or) Chalcogen family
17	Halogens
18	Noble gases

- ◆ The Lanthanides and Actinides, which form part of Group 3 are called **inner transition elements**.
- ◆ Except 'group 18', all the elements present in each group have the same number of electrons in their valence shell and thus have the same valency. For example, all the elements of group 1 have one electron in their valence shells ( $1s^1$ ). So, the valency of all the alkali metals is '1'.
- ◆ As the elements present in a group have identical valence shell electronic configurations, they possess similar chemical properties.
- ◆ The physical properties of the elements in a group such as melting point, boiling point and density vary gradually.
- ◆ The atoms of the 'group 18' elements have stable electronic configuration in their valence shells and hence they are unreactive.

### 8.3 PERIODIC TRENDS IN PROPERTIES

The electronic configurations of elements help us to explain the periodic recurrence of physical and chemical properties. Anything which repeats itself after a regular



interval is called **periodic** and this behaviour is called **periodicity**. Some of the atomic properties of the elements are periodic.

Properties such as atomic radius, ionic radius, ionisation energy, electronegativity, electron affinity, show a regular periodicity and hence they are called **periodic properties**. The main significance of the modern periodic table is that it gives a clear understanding of the general properties and trends within a group or a period to predict with considerable accuracy, the properties of any element, even though that element may be unfamiliar to us. Let us discuss the periodic trend of some of the properties.

#### 8.3.1 Atomic Radius

**Atomic radius** of an atom is defined as the distance between the centre of its nucleus and the outermost shell containing the valence electron. Direct measurement of the radius of an isolated atom is not possible. Except for noble gases, usually the atomic radius is referred to as **covalent radius** or **metallic radius** depending on the nature of the bonding between the concerned atoms. Atomic radius in metal atoms is known as **metallic radius**. It is defined as **half the distance between the nuclei of adjacent metal atoms** (Figure 8.2

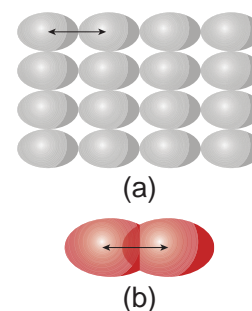
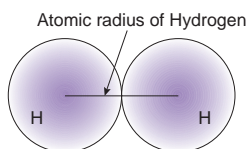


Figure 8.2

(a) Metallic Radius  
(b) Covalent Radius

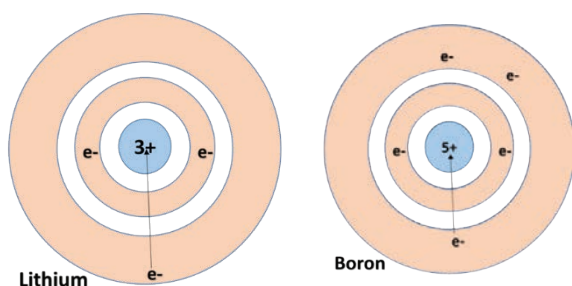
(a). In non-metallic elements, their atomic radius is known as **Covalent radius**. It is defined as **half the distance between the adjacent nuclei of two covalently bonded atoms of the same element in a molecule** (Figure 8.2 (b)). For example, let us consider  $H_2$  molecule. The distance between the two hydrogen nuclei of the molecule is  $0.74 \text{ \AA}$ . So its covalent radius is  $0.74/2 = 0.37 \text{ \AA}$ .



**Figure 8.3**  
Atomic radius

When you look at the variation of the atomic radii in the periodic table, there are two distinct trends.









Along the period, from left to right, the atomic radius of the elements decreases whereas along the groups, from the top to bottom, the atomic radius increases. The increase, down a group, is due to the increase in the valence shell number down the group. As the shell number increases, the distance between the valence shell and the nucleus increases. In contrast, when you observe along the period, the shell number remains the same but the number of protons (i.e. atomic number) increases. More and more positive charges impose a strong attraction over the electrons and thus the electron cloud shrinks towards the nucleus, which results in the decrease in the atomic size. Figure 8.4 shows how the atomic radius decreases from lithium to boron.



**Figure 8.4** Variation of atomic radius

### 8.3.2 Ionic Radii

It is defined as the distance from the centre of the nucleus of the ion upto the point where it exerts its influence on the electron cloud of

Li	Li <sup>+</sup>	F	F <sup>-</sup>
			
156	90	69	119
Na	Na <sup>+</sup>	Cl	Cl <sup>-</sup>
			
186	116	91	167

Radii in Picometers

**Figure 8.5** Relative ionic radii of cation and anion

the ion. You know that ions are formed when an atom loses or gains electrons. When a neutral atom loses an electron, it becomes a positively charged ion called **cation**, whereas the gain of an electron by a neutral atom forms a negatively charged ion called **anion**. The size of the ions is important to determine their behaviours in solutions and the structure of ionic solids. The size of a cation is always smaller than its corresponding neutral atom. But, the anion is larger than its neutral atom.

**Note:** As the positive charge increases the size of the cation decreases  
As the negative charge increases the size of the anion increases

For instance, lithium and sodium lose the single electron from their outermost energy level to form cations. The ions so formed are smaller because the remaining electrons are at an inner shell and are attracted more strongly by the nucleus. Fluorine and chlorine become negative ions by gaining an electron. When electrons are added, the charge on the nucleus is not great enough to hold the increased number of electrons as closely as it holds the electrons in the neutral atom. So, **as seen in atomic radius, ionic radii also decrease along the period from left to right and increase down the group.**

### 8.3.3 Ionisation Energy

Ionisation energy is the minimum energy required to remove an electron from

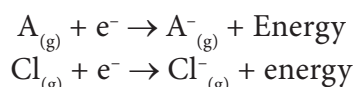


an isolated gaseous atom in its ground state to form a cation. It is otherwise called **ionisation enthalpy**. It is measured in kJ/mol. Higher the ionisation energy, it is more difficult to remove the electron.

As the atomic size decreases from left to right in a period, more energy is required to remove the electrons. **So, the ionisation energy increases along the period.** But, down the group, the atomic size increases and hence the valence electrons are loosely bound. They require relatively less energy for the removal. Thus, **ionisation energy decreases down the group in the periodic table.**

### 8.3.4 Electron Affinity

Electron affinity is the amount of energy released when an isolated gaseous atom gains an electron to form its anion. It is also measured in kJ/mol and represented by the following equation:



Like ionisation energy, electron affinity also increases from left to right in a period and decreases from top to bottom in a group.

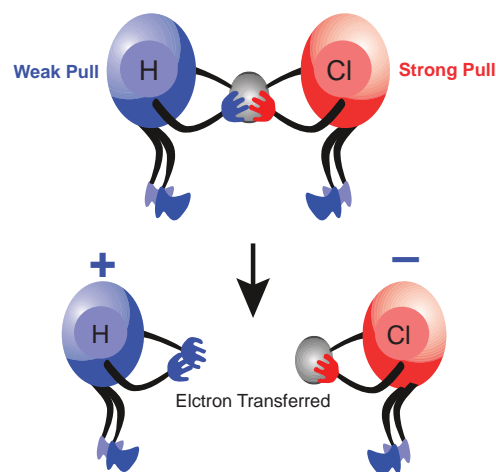
#### More to Know

Noble gases show no tendency to accept electrons because the outer s and p orbitals of noble gases are completely filled. No more electrons can be added to them and hence their electron affinities are zero.

### 8.3.5 Electronegativity

Electronegativity of an element is the measure of the tendency of its atom to attract the shared pair of electrons towards itself in a covalent bond. Let us consider HCl molecule. Both the hydrogen and chlorine atoms share one electron each to form the covalent bond between them. Chlorine atom has a higher electronegativity and hence it pulls the shared electrons towards

itself more strongly than hydrogen. Thus, when the bond breaks, the bonding electrons are left with chlorine forming  $H^{+}$  and  $Cl^{-}$  ions. It is represented, diagrammatically, as shown below:



**Figure 8.6** Relative electronegativity of H and Cl

Electronegativity is based on various experimental data such as bond energy, ionization potential, electron affinity, etc.

Pauling scale is the widely used scale to determine the electronegativity, which in turn predicts the nature of bonding (ionic or covalent) between the atoms in a molecule.

Electronegativity of some of the elements are given below

F = 4.0, Cl = 3.0, Br = 2.8, I = 2.5, H = 2.1, Na = 1

If the difference in electronegativity between two elements is 1.7, the bond has 50% ionic character and 50% covalent character.

If the difference is less than 1.7, the bond is considered to be more covalent.

If the difference is greater than 1.7, the bond is considered to be more ionic.

Along the period, from left to right in the periodic table, the electronegativity increases because of the increase in the nuclear charge which in turn attracts the electrons more strongly. On moving down a group, the electronegativity of the elements decreases because of the increased number of valence shells.

Periodic Property	In Periods	In Groups
Atomic radius	Decreases	Increases
Ionic radius	Decreases	Increases
Ionisation energy	Increases	Decreases
Electron affinity	Increases	Decreases
Electronegativity	Increases	Decreases

### Test yourself

Predict the nature of the bond in the following molecules.

- (i) NaCl      (ii) NaBr      (iii) NaI  
 (iv) NaF      (v) NaH

## 8.4 METALLURGY

Human life is associated with various metals. We use metals in our day to day activities. It is the utmost need to have some metals like sodium, potassium, calcium, iron, etc. in the human body. Deficiency of these metals affects the metabolic activities thereby causing diseases. So, metals play a vital role in our life. In this section, let us discuss how metals are obtained from various sources by the process of metallurgy.



**Metallurgy is a science of extracting metals from their ores and modifying the metals into alloys for various uses, based on their physical and chemical properties and their structural arrangement of atoms.** A metallurgical process involve three main steps as follows:

- (i) **Concentration or Separation of the ore:** It is the process of removal of impurities from the ore.
- (ii) **Production of the metal:** It is the conversion of the ore into metal.

- (iii) **Refining of the metal:** It is the process of purification of the metal.

### 8.4.1 Terminology in metallurgy

**Minerals:** A mineral may be a single compound or a complex mixture of various compounds of metals found in the Earth.

**Ore:** The mineral from which a metal can be readily and economically extracted on a large scale is said to be an ore.



**For example:** Clay ( $\text{Al}_2\text{O}_3 \cdot 2 \text{SiO}_2 \cdot 2 \text{H}_2\text{O}$ ) and bauxite ( $\text{Al}_2\text{O}_3 \cdot 2 \text{H}_2\text{O}$ ) are the two minerals of aluminium, but aluminium can be profitably extracted only from bauxite. Hence, bauxite is an ore of aluminium and clay is its mineral.

**Mining:** The process of extracting the ores from the Earth's crust is called mining.

**Gangue or Matrix:** The rocky impurity associated with an ore is called gangue or matrix.

**Flux:** It is the substance added to the ore to reduce the fusion temperature and to remove the impurities. E.g. Calcium oxide (basic), Silica (acidic). If the gangue is acidic, then basic flux is added and vice versa.

**Slag:** It is the fusible product formed when a flux reacts with a gangue during the extraction of metals.



**Smelting:** Smelting is the process of reducing the roasted metallic oxide from the metal in its molten condition. In this process, impurities are removed as slag by the addition of flux.

### 8.4.2 Types of separation or concentration of an ore

There are four major types of separation of ores based on the nature of the ore. The

different kinds of ores of metals are given in Table 8.1

Concentration of the crushed ore is done mainly by the following methods: -

(i) **Hydraulic (Gravity Separation) method**

**Principle:** The difference in the densities or specific gravities of the ore and the gangue is the main principle behind this method. Oxide ores are purified by this method. e.g., Haematite  $\text{Fe}_2\text{O}_3$  the ore of iron.

Note: When the ore is heavier than the impurity, this method can be used.

**Method:** The ore is poured over a sloping, vibrating corrugated table with grooves and a jet of water is allowed to flow over it. The denser ore particles settle down in the grooves and lighter gangue particles are washed down by water.

(ii) **Magnetic separation method**

**Principle:** The magnetic properties of the ores form the basis of separation. When either the ore or the gangue is magnetic, this method is employed. e.g., Tinstone  $\text{SnO}_2$ , the ore of tin.

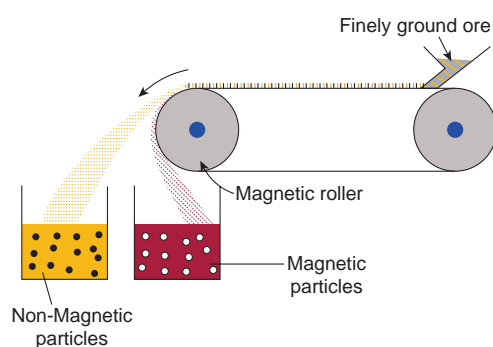


Figure 8.8 Magnetic separation

**Method:** The crushed ore is placed over a conveyer belt which rotates around two

metal wheels, one of which is magnetic. The magnetic particles are attracted to the magnetic wheel and fall separately apart from the non-magnetic particles.

(iii) **Froth floatation**

**Principle:** This process depends on the preferential wettability of the ore with oil (pine oil) and the gangue particles by water. Lighter ores, such as sulphide ores, are concentrated by this method. e.g., Zinc blende ( $\text{ZnS}$ ).

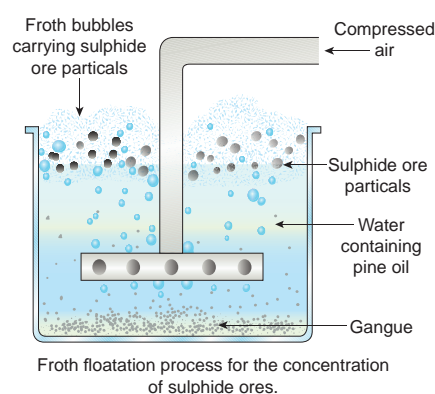


Figure 8.9 Froth floatation

Note: When the impurity is heavier than the ore, this method can be used.

**Method:** The crushed ore is taken in a large tank containing pine oil and water and agitated with a current of compressed air. The ore is wetted by the oil and gets separated from the gangue in the form of froth. Since the ore is lighter, it comes on the surface with the froth and the impurities are left behind. e.g., Zinc blende ( $\text{ZnS}$ ).

(iv) **Chemical method or Leaching**

This method is employed when the ore is in a very pure form.

Table 8.1 Types of ores

Oxide Ores	Carbonate Ores	Halide Ores	Sulphide Ores
Bauxite ( $\text{Al}_2\text{O}_3 \cdot 2\text{H}_2\text{O}$ )	Marble ( $\text{CaCO}_3$ )	Cryolite ( $\text{Na}_3\text{AlF}_6$ )	Galena ( $\text{PbS}$ )
Cuprite ( $\text{Cu}_2\text{O}$ )	Magnesite ( $\text{MgCO}_3$ )	Fluorspar ( $\text{CaF}_2$ )	Iron pyrite ( $\text{FeS}_2$ )
Haematite ( $\text{Fe}_2\text{O}_3$ )	Siderite ( $\text{FeCO}_3$ )	Rock salt ( $\text{NaCl}$ )	Zinc blende ( $\text{ZnS}$ )



## More to Know

Extraction of metal from metal oxide can be categorized into three types.

More reactive metals	Medium reactive metals	Less reactive metals
Na, K, Ca, Mg, Al	Zn, Fe, Pb, Cu	Ag, Hg
Electrolytic reduction of metal oxide into metal	Chemical reduction of metal oxide into metal using coke	Thermal decomposition of metal oxide into metal

The ore is treated with a suitable reagent such that the ore is soluble in it but the impurities are not. The impurities are removed by filtration. The solution of the ore, i.e., the filtrate is treated with a suitable reagent which precipitates the ore. E.g. Bauxite  $\text{Al}_2\text{O}_3 \cdot 2\text{H}_2\text{O}$ , (the ore of aluminium).

### 8.5 OCCURRENCE OF ORES IN TAMIL NADU

**Lime stone:** Coimbatore, Cuddalore, Dindugul

**Gypsum:** Tiruchi and Coimbatore Distiricts

**Titanium minerals:** Kanyakumari, Tirunelveli and Tuticorin.

**Chromite:** Coimbatore and Salem district.

**Magnetite:** Dharmapuri, Erode, Salem, Thiruvannamalai.

**Tungsten:** Madurai and Dindugul.

(Reference: mineral resources of Tamil Nadu-ENVIS Centre, Tamil Nadu)

### 8.6 PROPERTIES OF METALS

#### 8.6.1 Physical properties

- Physical state:** All metals are solids at room temperature except mercury and gallium.
- Lustre:** Metals possess a high lustre (called metallic lustre).
- Hardness:** Most of the metals are hard and strong (exceptions: sodium and potassium can be cut with a knife)
- Melting point and Boiling point:** Usually, metals possess high melting and

boiling points and vaporize only at high temperatures (exceptions: gallium, mercury, sodium and potassium).

- Density:** Metals have a high density (exceptions: sodium and potassium are less dense than water).
- Ductility:** Metals are usually ductile. In other words, they can be drawn into thin wires without breaking.
- Malleability:** Metals are usually malleable, i.e, they can be beaten into thin sheets without cracking (except zinc and mercury).
- Conduction of heat and electricity:** Metals are good conductors of heat and electricity; silver and copper excel in this property (exception: tungsten)
- Solubility:** Usually, metals do not dissolve in liquid solvents.

#### 8.6.2 Chemical Properties

- Valence electrons:** Atoms of metals usually have 1,2 or 3 electrons in their outermost shell.
- Formation of ions:** Metals form Positive ions by the loss of electrons and hence they are electro positive.
- Discharge of ions:** Metals are discharged at the cathode during the electrolysis of their compounds.
- Atomicity:** Molecules of metals in their vapour state are usually monoatomic.
- Nature of oxides:** Oxides of metals are usually basic.

## 8.7 METALLURGY OF ALUMINIUM

Aluminium is the metal found most abundantly in the Earth's crust. Since it is a reactive metal, it occurs in the combined state. The important ores of aluminium are as follows

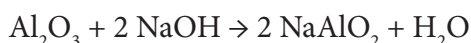
Ores of Aluminium	Formula
Bauxite	$\text{Al}_2\text{O}_3 \cdot 2\text{H}_2\text{O}$
Cryolite	$\text{Na}_3\text{AlF}_6$
Corundum	$\text{Al}_2\text{O}_3$

Bauxite is the chief ore of aluminium. The extraction of aluminium from bauxite involves two steps:

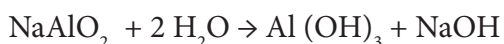
### (i) Conversion of bauxite into alumina – Baeyer's Process

The conversion of Bauxite into Alumina involves the following steps:

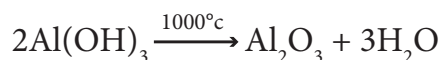
Bauxite ore is finely ground and heated under pressure with a solution of concentrated caustic soda solution at  $150^\circ\text{C}$  to obtain sodium meta aluminate.



On diluting sodium meta aluminate with water, a precipitate of aluminium hydroxide is formed.



The precipitate is filtered, washed, dried and ignited at  $1000^\circ\text{C}$  to get alumina.



### (ii) Electrolytic reduction of alumina – Hall's Process

Aluminium is produced by the electrolytic reduction of fused alumina ( $\text{Al}_2\text{O}_3$ ) in the electrolytic cell.

**Cathode:** Iron tank lined with graphite

**Anode:** A bunch of graphite rods suspended in molten electrolyte.

**Electrolyte:** Pure alumina + molten cryolite + fluorspar (fluorspar lowers the fusion temperature of electrolyte)

**Temperature:**  $900 - 950^\circ\text{C}$

**Voltage used:** 5-6 V

**Overall reaction:**  $2\text{Al}_2\text{O}_3 \rightarrow 4\text{Al} + 3\text{O}_2\uparrow$

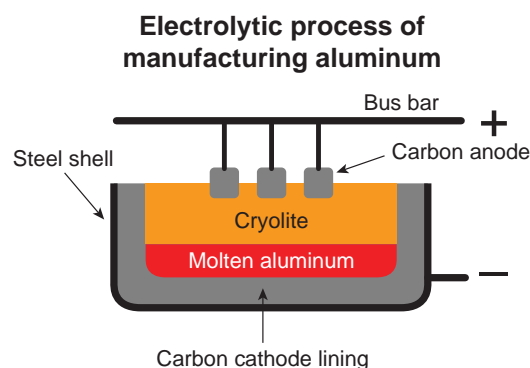


Figure 8.10 Hall's Process

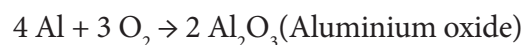
Aluminium is deposited at the cathode and oxygen gas is liberated at the anode. Oxygen combines with graphite to form  $\text{CO}_2$ .

### Physical Properties of Aluminium

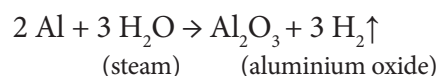
- It is a silvery white metal
- It has low density (2.7) and it is light
- It is malleable and ductile
- It is a good conductor of heat and electricity.
- Its melting point is  $660^\circ\text{C}$ .
- It can be polished to produce a shiny attractive appearance.

### Chemical Properties of Aluminium

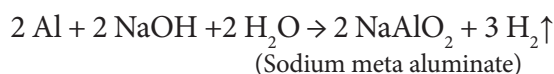
**i. Reaction with air:** It is not affected by dry air. On heating at  $800^\circ\text{C}$ , aluminium burns very brightly forming its oxide and nitride.



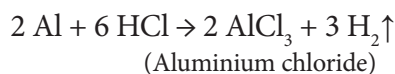
**ii. Reaction with water:** Water does not react with aluminium due to the layer of oxide on it. When steam is passed over red hot aluminium, hydrogen is produced.



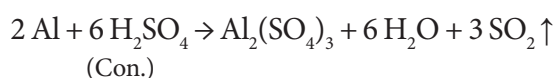
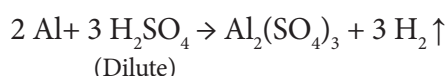
**iii. Reaction with alkalis:** It reacts with strong caustic alkalis forming aluminates.



**iv. Reaction with acids:** With dilute and con. HCl it liberates  $\text{H}_2$  gas.



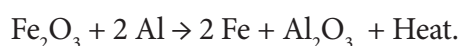
Aluminium liberates hydrogen on reaction with dilute sulphuric acid and liberates sulphur dioxide on reaction with hot concentrated sulphuric acid



### More to Know

Dilute or concentrated nitric acid does not attack aluminium, but it renders aluminium passive due to the formation of an oxide film on its surface.

**v. As reducing agent:** Aluminium is a powerful reducing agent. When a mixture of aluminium powder and iron oxide is ignited, the latter is reduced to metal. This process is known as **aluminothermic process**.



### Uses

Aluminium is used in

- household utensils
- electrical cable industry
- making aeroplanes and other industrial mechine parts

## 8.8 METALLURGY OF COPPER

### Occurrence:

It was named as cuprum by the Romans because they got it from the Island of Cyprus. Copper is found in the native state as well as combined state.

### Ores of copper

Ores of copper	Formula
Copper pyrites	$\text{CuFeS}_2$
Cuprite or ruby copper	$\text{Cu}_2\text{O}$
Copper glance	$\text{Cu}_2\text{S}$

The chief ore of copper is copper pyrite. It yields nearly 76% of the world production of copper. Extraction of copper from copper pyrites involves the following steps

**i. Concentration of ore:** The ore is crushed and the concentrated by froth floatation process.

**ii. Roasting:** The concentrated ore is roasted in excess of air. During the process of roasting, the moisture and volatile impurities are removed. Sulphur, phosphorus, arsenic and antimony are removed as oxides. Copper pyrite is partly converted into sulphides of copper and iron.

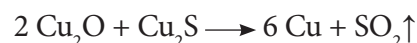
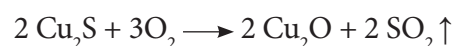


**iii. Smelting:** The roasted ore is mixed with powdered coke and sand and is heated in a blast furnace to obtain matte ( $\text{Cu}_2\text{S} + \text{FeS}$ ) and slag. The slag is removed as waste.

**iv. Bessemerisation:** The molten matte is transferred to Bessemer converter in order to obtain blister copper. Ferrous sulphide from matte is oxidized to ferrous oxide, which is removed as slag using silica.



(Iron silicate)



(Blister copper)

**v. Refining:** Blister copper contains 98% of pure copper and 2% of impurities and is purified by **electrolytic refining**. This method is used to get metal of a high degree of purity. For electrolytic refining of copper, we use:



**Cathode:** A thin plate of pure copper metal.

**Anode:** A block of impure copper metal.

**Electrolyte:** Copper sulphate solution acidified with sulphuric acid.

When electric current is passed through the electrolytic solution, pure copper gets deposited at the cathode and the impurities settle at the bottom of the anode in the form of sludge called anode mud.

### Physical Properties of Copper

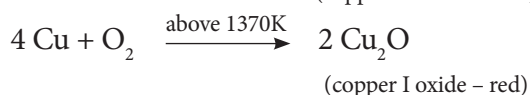
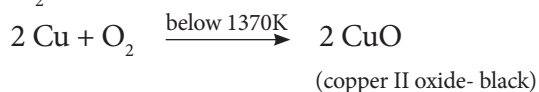
Copper is a reddish brown metal, with high lustre, high density and high melting point (1356°C).

### Chemical Properties of Copper

**i. Action of Air and Moisture:** Copper gets covered with a green layer of basic copper carbonate in the presence of  $\text{CO}_2$  and moisture.



**ii. Action of Heat:** On heating at different temperatures in the presence of oxygen, copper forms two types of oxides  $\text{CuO}$  and  $\text{Cu}_2\text{O}$ .



**iii. Action of Acids:**

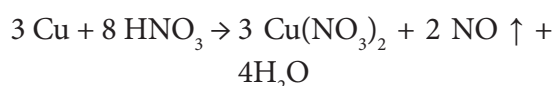
**a) With dilute HCl and dilute  $\text{H}_2\text{SO}_4$ :**

Dilute acids such as HCl and  $\text{H}_2\text{SO}_4$  have no action on these metals in the absence of air. Copper dissolves in these acids in the presence of air.



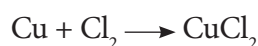
**b) With dil.  $\text{HNO}_3$ :**

Copper reacts with dil.  $\text{HNO}_3$  with the liberation of Nitric Oxide gas.



**iv) Action of Chlorine:**

Chlorine reacts with copper, resulting in the formation of copper(II) chloride.



**v) Action of Alkalis:**

Copper is not attacked by alkalis.

### Uses of Copper:

- It is extensively used in manufacturing electric cables and other electric appliances.
- It is used for making utensils, containers, calorimeters and coins,
- It is used in electroplating.
- It is alloyed with gold and silver for making coins and jewels

## 8.9 METALLURGY OF IRON

### Occurrence:

Iron is the second most abundant metal available next to aluminium. It occurs in nature as oxides, sulphides and carbonates. The ores of iron are as follows:

Ores of iron	Formula
Haematite	$\text{Fe}_2\text{O}_3$
Magnetite	$\text{Fe}_3\text{O}_4$
Iron pyrite	$\text{FeS}_2$

Iron is chiefly extracted from haematite ore ( $\text{Fe}_2\text{O}_3$ )

**i. Concentration by Gravity Separation:** The powdered ore is washed with a steam of water. As a result, the lighter sand particles and other impurities are washed away and the heavier ore particles settle down.

**ii. Roasting and Calcination:** The concentrated ore is strongly heated in a limited supply of air in a reverberatory furnace. As a result, moisture is driven out and sulphur, arsenic and phosphorus impurities are oxidized off.

iii. **Smelting (in a Blast Furnace):** The charge consisting of roasted ore, coke and limestone in the ratio 8:4:1 is smelted in a blast furnace by introducing it through the hopper arrangement at the top. There are three important regions in the furnace.

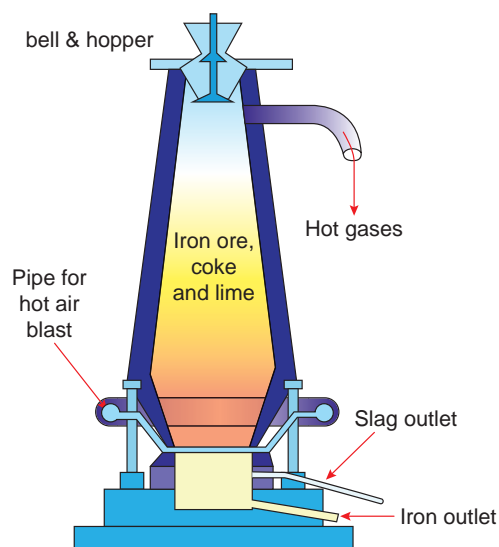
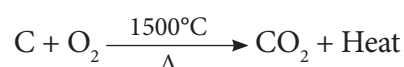


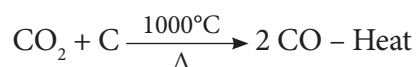
Figure 8.11 Blast Furnace

(a) **The Lower Region (Combustion Zone)-** The temperature is at 1500°C. In this region, coke burns with oxygen to form CO<sub>2</sub> when the charge comes in contact with a hot blast of air.

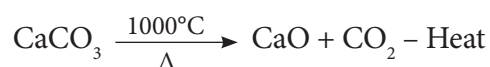


It is an exothermic reaction since heat is liberated.

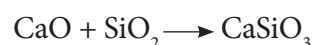
(b) **The Middle Region (Fusion Zone) –** The temperature prevails at 1000°C. In this region, CO<sub>2</sub> is reduced to CO.



Limestone decomposes to calcium oxide and CO<sub>2</sub>.



These two reactions are endothermic due to absorption of heat. Calcium oxide combines with silica to form calcium silicate slag.



(c) **The Upper Region (Reduction Zone)-** The temperature prevails at 400°C. In this region carbon monoxide reduces ferric oxide to form a fairly pure spongy iron.



The molten iron is collected at the bottom of the furnace after removing the slag.

The iron thus formed is called pig iron. It is remelted and cast into different moulds. This iron is called cast iron.

#### Physical properties:

- It is a lustrous metal, greyish white in colour.
- It has high tensility, malleability and ductility.
- It can be magnetized.

#### Chemical properties:

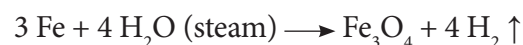
i. **Reaction with air or oxygen:** Only on heating in air, iron forms magnetic oxide.



ii. **Reaction with moist air:** When iron is exposed to moist air, it forms a layer of brown hydrated ferric oxide on its surface. This compound is known as rust and the phenomenon of formation of rust is known as **rusting**.



iii. **Reaction with steam:** When steam is passed over red hot iron, magnetic oxide is formed.



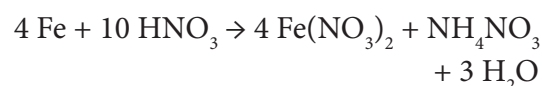
iv. **Reaction with chlorine:** Iron combines with chlorine to form ferric chloride.



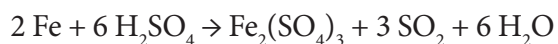
v. **Reaction with acids:** With dilute HCl and dilute H<sub>2</sub>SO<sub>4</sub> it liberates H<sub>2</sub> gas.



With dilute HNO<sub>3</sub> in cold condition it gives ferrous nitrate and ammonium nitrate.



With con.  $\text{H}_2\text{SO}_4$  it forms ferric sulphate and liberates  $\text{SO}_2$ .



When iron is dipped in con.  $\text{HNO}_3$  it becomes chemically passive or inert due to the formation of a layer of iron oxide ( $\text{Fe}_3\text{O}_4$ ) on its surface.

### Types and uses of iron

**Pig iron** (Iron with 2.0% - 4.5% of carbon): It is used in making pipes, stoves, radiators, railings, manhole covers and drain pipes.

**Steel** (Iron with 0.25% - 2.0% of carbon): It is used in the construction of buildings, machinery, transmission cables and T.V towers and in making alloys.

**Wrought iron** (Iron with < 0.25% of carbon): It is used in making springs, anchors and electromagnets.

## 8.10 ALLOYS

An alloy is a homogeneous mixture of two or more metals or of one or more metals with certain non-metallic elements.

The properties of alloys are often different from those of its components. Pure gold is brittle to be used. The addition of small percentage of copper enhances its strength and utility.

### 8.10.1 Amalgam

An amalgam is an alloy of mercury with another metal. These alloys are formed through metallic bonding with the electrostatic force of attraction between the electrons and the positively charged metal ions. Silver tin amalgam is used for dental filling.

#### Reasons for alloying:

- To modify appearance and colour
- To modify chemical activity.
- To lower the melting point.
- To increase hardness and tensile strength.
- To increase resistance to electricity.

### 8.10.2 Method of making alloys

(a) By fusing the metals together. E.g. Brass is made by melting zinc and copper.

(b) By compressing finely divided metals. E.g. Wood metal: an alloy of lead, tin, bismuth and cadmium powder is a fusible alloy.

#### Alloys as solid solutions:

Alloys can be considered as solid solutions in which the metal with high concentration is solvent and other metals are solute.

For example, brass is a solid solution of zinc (solute) in copper (solvent).

### 8.10.3 Types of Alloys

Based on the presence of Iron, alloys can be classified into:

- Ferrous alloys:** Contain Iron as a major component. A few examples of ferrous alloys are Stainless Steel, Nickel Steel etc.
- Non-ferrous alloys:** These alloys do not contain Iron as a major component. For example, Aluminium alloy, Copper alloy etc.

#### Copper Alloys (Non-ferrous)

Alloys	Uses
Brass (Cu, Zn)	Electrical fittings, medal, decorative items, hardware
Bronze (Cu, Sn)	Statues, coins, bells, gongs

#### Aluminium Alloys (Non-ferrous)

Alloys	Uses
Duralumin (Al, Mg, Mn, Cu)	Aircrafts, tools, pressure cookers
Magnalium (Al, Mg)	Aircraft, scientific instruments

#### Iron Alloys (Ferrous)

Alloys	Uses
Stainless steel (Fe, C, Ni, Cr)	Utensils, cutlery, automobile parts
Nickel steel (Fe, C, Ni)	Cables, aircraft parts, propeller



## 8.11 CORROSION

It is the gradual destruction of metals by chemical or electrochemical reaction with the environment. It is a natural process which converts a metal into its oxide, hydroxide or sulphide so that it loses its metallic characteristics.

### Rusting

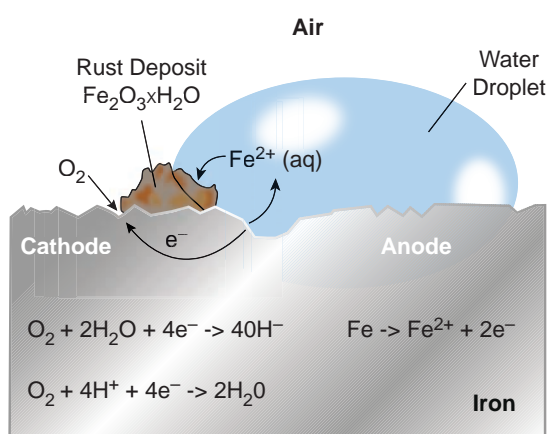


Figure 8.12 Rusting

Rust is chemically known as hydrated ferric oxide (it is formulated as  $\text{Fe}_2\text{O}_3 \cdot x\text{H}_2\text{O}$ ). Rusting results in the formation of scaling reddish brown hydrated ferric oxide on the surface of iron and iron containing materials.

### 8.11.1 Types of Corrosion

- i. **Dry Corrosion or Chemical Corrosion:** The corrosive action in the absence of moisture is called dry corrosion. It is the process of a chemical attack on a metal by a corrosive liquids or gases such as  $\text{O}_2$ ,  $\text{N}_2$ ,  $\text{SO}_2$ ,  $\text{H}_2\text{S}$  etc. It occurs at high temperature. Of all the gases mentioned above  $\text{O}_2$  is the most reactive gas to impart the chemical attack.
- ii. **Wet Corrosion or Electrochemical Corrosion:** The corrosive action in the presence of moisture is called wet corrosion. It occurs as a result of electrochemical reaction of metal with water or aqueous solution of salt or acids or bases.

### 8.11.2 Methods of preventing corrosion

- i. **Alloying:** The metals can be alloyed to prevent from the process of corrosion. E.g: Stainless Steel
- ii. **Surface Coating:** It involves application of a protective coating over the metal. It is of the following types:
  - a) **Galvanization:** It is the process of coating zinc on iron sheets by using electric current.
  - b) **Electroplating:** It is a method of coating one metal over another metal by passing electric current.
  - c) **Anodizing:** It is an electrochemical process that converts the metal surface into a decorative, durable and corrosion resistant. Aluminium is widely used for anodizing process.
  - d) **Cathodic Protection:** It is the method of controlling corrosion of a metal surface protected is coated with the metal which is easily corrodible. The easily corrodible metal is called Sacrificial metal to act as anode ensuring cathodic protection.

## 8.12 PAMBAN BRIDGE

It is a railway bridge which connects the town of Rameshwaram on Pamban Island to mainland India. Opened on 1914, it was India's first sea bridge in India until the opening of the BandraWorli Sea Link in 2010. We can control the corrosion and renovation of historical pamban bridge by a periodical protective coating which will be the strong example for applied chemistry to uphold our history.



Figure 8.12 Pamban Bridge

### Points to Remember

- ❖ Modern periodic law states that, the physical and chemical properties of the elements are the periodic functions of their atomic numbers.
- ❖ The table in which elements are arranged in rows and columns in regular gradation is called periodic table.
- ❖ Smelting is the process of reducing the roasted metallic oxide into metal in molten condition.
- ❖ Dilute or con.  $\text{HNO}_3$  does not attack aluminium metal, as it renders aluminium passive due to oxide film formation on its surface.
- ❖ The charge used in the metallurgy of iron consists of roasted ore, coke and limestone in the ratio, 8:4:1.
- ❖ Copper vessel on exposure to air and moisture forms a green layer on its surface due to basic copper carbonate.
- ❖ An alloy is a homogeneous mixture of two or more metals.
- ❖ An amalgam is an alloy of mercury with another metal. E.g. Ag-Sn amalgam is used for dental filling.
- ❖ The chemical name of rust is hydrated ferric oxide and its formula is  $\text{Fe}_2\text{O}_3 \cdot x\text{H}_2\text{O}$ .



## TEXTBOOK EVALUATION



### I. Choose the best answer.

1. The number of periods and groups in the periodic table are \_\_\_\_\_.
  - a) 6,16
  - b) 7,17
  - c) 8,18
  - d) 7,18
2. The basis of modern periodic law is \_\_\_\_\_.
  - a) atomic number
  - b) atomic mass
  - c) isotopic mass
  - d) number of neutrons
3. \_\_\_\_\_ group contains the member of halogen family.
  - a) 17<sup>th</sup>
  - b) 15<sup>th</sup>
  - c) 18<sup>th</sup>
  - d) 16<sup>th</sup>
4. \_\_\_\_\_ is a relative periodic property
  - a) atomic radii
  - b) ionic radii
  - c) electron affinity
  - d) electronegativity
5. Chemical formula of rust is \_\_\_\_\_.
  - a)  $\text{FeO} \cdot x\text{H}_2\text{O}$
  - b)  $\text{FeO}_4 \cdot x\text{H}_2\text{O}$
  - c)  $\text{Fe}_2\text{O}_3 \cdot x\text{H}_2\text{O}$
  - d)  $\text{FeO}$
6. In the alumino thermic process the role of Al is \_\_\_\_\_.
  - a) oxidizing agent
  - b) reducing agent
  - c) hydrogenating agent
  - d) sulphurising agent
7. The process of coating the surface of metal with a thin layer of zinc is called \_\_\_\_\_.
  - a) painting
  - b) thinning
  - c) galvanization
  - d) electroplating
8. Which of the following have inert gases 2 electrons in the outermost shell.
  - a) He
  - b) Ne
  - c) Ar
  - d) Kr

9. Neon shows zero electron affinity due to \_\_\_\_\_.
- stable arrangement of neutrons
  - stable configuration of electrons
  - reduced size
  - increased density
10. \_\_\_\_\_ is an important metal to form amalgam.
- Ag
  - Hg
  - Mg
  - Al

### II. Fill in the blanks

- If the electronegativity difference between two bonded atoms in a molecule is greater than 1.7, the nature of bonding is \_\_\_\_\_.
- \_\_\_\_\_ is the longest period in the periodical table.
- \_\_\_\_\_ forms the basis of modern periodic table.
- If the distance between two Cl atoms in  $\text{Cl}_2$  molecule is  $1.98\text{\AA}$ , then the radius of Cl atom is \_\_\_\_\_.
- Among the given species  $\text{A}^-$ ,  $\text{A}^+$ , and A, the smallest one in size is \_\_\_\_\_.
- The scientist who propounded the modern periodic law is \_\_\_\_\_.
- Across the period, ionic radii \_\_\_\_\_ (increases, decreases).
- \_\_\_\_\_ and \_\_\_\_\_ are called inner transition elements.
- The chief ore of Aluminium is \_\_\_\_\_.
- The chemical name of rust is \_\_\_\_\_.

### III. Match the following

- |                      |   |                               |
|----------------------|---|-------------------------------|
| 1. Galvanisation     | - | Noble gas elements            |
| 2. Calcination       | - | Coating with Zn               |
| 3. Redox reaction    | - | Silver-tin amalgam            |
| 4. Dental filling    | - | Alumino thermic process       |
| 5. Group 18 elements | - | Heating in the absence of air |

### IV. True or False: (If false give the correct statement)

- Moseley's periodic table is based on atomic mass.
- Ionic radius increases across the period from left to right.
- All ores are minerals; but all minerals cannot be called as ores;
- Al wires are used as electric cables due to their silvery white colour.
- An alloy is a heterogenous mixture of metals.

### V. Assertion and Reason

Answer the following questions using the data given below:

- A and R are correct, R explains the A.
- A is correct, R is wrong.
- A is wrong, R is correct.
- A and R are correct, R doesn't explain A.

- Assertion :** The nature of bond in HF molecule is ionic

**Reason :** The electronegativity difference between H and F is 1.9

- Assertion :** Magnesium is used to protect steel from rusting

**Reason :** Magnesium is more reactive than iron

- Assertion :** An uncleaned copper vessel is covered with greenish layer.

**Reason :** copper is not attacked by alkali

### VI. Short answer questions

- A is a reddish brown metal, which combines with  $\text{O}_2$  at  $< 1370\text{ K}$  gives B, a black coloured compound. At a temperature  $> 1370\text{ K}$ , A gives C which is red in colour. Find A, B and C with reaction.
- A is a silvery white metal. A combines with  $\text{O}_2$  to form B at  $800^\circ\text{C}$ , the alloy of A is used in making the aircraft. Find A and B
- What is rust? Give the equation for formation of rust.
- State two conditions necessary for rusting of iron.



**VII. Long answer questions**

- State the reason for addition of caustic alkali to bauxite ore during purification of bauxite.
  - Along with cryolite and alumina, another substance is added to the electrolyte mixture. Name the substance and give one reason for the addition.

- The electronic configuration of metal A is 2,8,18,1.

The metal A when exposed to air and moisture forms B a green layered compound. A with con.  $\text{H}_2\text{SO}_4$  forms C and D along with water. D is a gaseous compound. Find A,B,C and D.

- Explain smelting process.

**VIII. HOT questions**

- Metal A belongs to period 3 and group 13. A in red hot condition reacts with steam to form B. A with strong alkali forms C. Find A,B and C with reactions

- Name the acid that renders aluminium passive. Why?
- Identify the bond between H and F in HF molecule.
  - What property forms the basis of identification?
  - How does the property vary in periods and in groups?

**REFERENCE BOOKS**

- Inorganic chemistry by PL Soni
- Physical chemistry by Puri and Sharma
- Inorganic chemistry by Atkins
- Oxford Inorganic chemistry

**INTERNET RESOURCES**

- <https://www.webelements.com>
- [www.rsc.orgperiodic-table](http://www.rsc.orgperiodic-table)
- <https://www.tcyonline.com>

**CONCEPT MAP**